



PRE-VISIT INFORMATION

Table of Contents

Greeting Letter.....	3
Museum Information.....	4
School Tour Guidelines.....	5
Museum Rules & Chaperone Guidelines.....	6
Maps for Bus Drivers.....	7
Pre-Visit Activities.....	9

Dear Educator:

Thank you for choosing us as your field trip destination. The History Museum of Mobile is the city's history museum. We also operate the Phoenix Fire Museum and can give guided tours at Fort Condé. Tours and programs can be scheduled at the all three locations.

This packet contains information that will help you prepare for your visit to the museums. We have also included pre-visit activities that will help to prepare your students for a tour of *Old Ways, New Days: The Story of Mobile*, our permanent exhibit on the history of the Mobile Bay area. Much of the exhibit supports Alabama Course of Study content standards for Social Studies.

We know your students will have an educational and enjoyable experience at our museum locations. Please feel free to call me at (251) 301-0270 or email me at b.james@historymuseumofmobile.com if you have any questions. We look forward to your visit.

Sincerely,

Brantley James
Curator of Education

Museum Information

ADDRESSES, ADMISSION CHARGES, AND HOURS OF OPERATION:

The History Museum of Mobile,

111 South Royal St., Mobile, AL 36602

- Open Monday through Saturday, 9:00 am—5:00 pm, Sunday, 1:00 pm—5:00 pm. School tours are available Monday through Friday.
- Admission for school groups is \$5 per student and \$5 per chaperone. Teachers, school employees, and bus drivers admitted for free.

Fort Condé,

150 South Royal St., Mobile, AL 36602

- Open seven days a week, 8:30 am—4:30 pm. School tours are available Monday through Friday.
- Free Admission for tours scheduled through the History Museum of Mobile. Call (251) 301-0270 for details.

The Phoenix Fire Museum

203 South Claiborne St., Mobile, AL 36602

- Open Monday through Thursday, 9:00am-4:30pm. Open Fridays from 9am to noon. School tours are available Monday through Friday during operating hours.
- Free Admission!

ACCESSIBILITY: The History Museum of Mobile is fully accessible to people with disabilities. Please inform the museum before your arrival about any students, teachers, or chaperones with special needs.

LUNCH INFORMATION:

School groups may eat in the museum's classroom when available or at Mardi Gras Park. Call the museum at (251) 301-0270 for more details.

BUS INFORMATION:

The maps included in this packet show where to drop off the students at each of our facilities. Unfortunately, we do not have designated bus parking at any of our facilities. Buses are permitted to park on the east side of Royal St. in front of Fort Condé. However, this area fills up quickly, so other parking arrangements may be needed.

HOLIDAYS: All locations are closed on select city holidays. Call (251) 301-0270 for holiday closings.

School Tour Guidelines

Field trips serve an important part of the educational process, enhancing and reinforcing material covered in the classroom. Museums and historic sites provide students with an enriching experience because of the quantity and quality of items students may see and consider.

Be sure to plan ahead in order to avoid the problems that can be associated with a museum field trip. The following guidelines will help you have a smooth and trouble-free visit to the History Museum of Mobile. Please make sure all teachers bringing classes on the trip have access to all the information in this packet.

1. **We recommend that teachers visit the museum before the field trip.** Teachers may make a free visit to the museum prior to their field trip if they call and make an appointment.
2. **Please arrive on time.** Groups arriving more than twenty minutes after their scheduled time slot are not guaranteed a tour. If you are running late, please call the museum to allow our staff to plan accordingly.
3. **Let us know in advance if you need to cancel your reservation.** We are limited as to the number of groups we can schedule on any given day. If your plans change, we ask that you cancel or reschedule in advance of your visit so we may accommodate other visitors.

Museum Rules

Note to Teachers/Chaperones: Please go over the museum rules with your class before they visit the museum.

1. No running.
2. Please speak in an inside voice.
3. Do not touch the statues or the cases holding artifacts.
4. Hold onto the handrails when climbing the stairs.
5. Respect your tour guide and stay with your tour group.
6. No flash photography in the exhibits.
7. No chewing gum, eating, or drinking in the exhibits.

Chaperone Guidelines

Remember: the younger the students, the greater the need for chaperones. Teachers and chaperones are expected to set an example to students. We ask that you have at least one chaperone for every 10 students. Remember the letters ABC to remember the following guidelines. Please share this information with your chaperones.

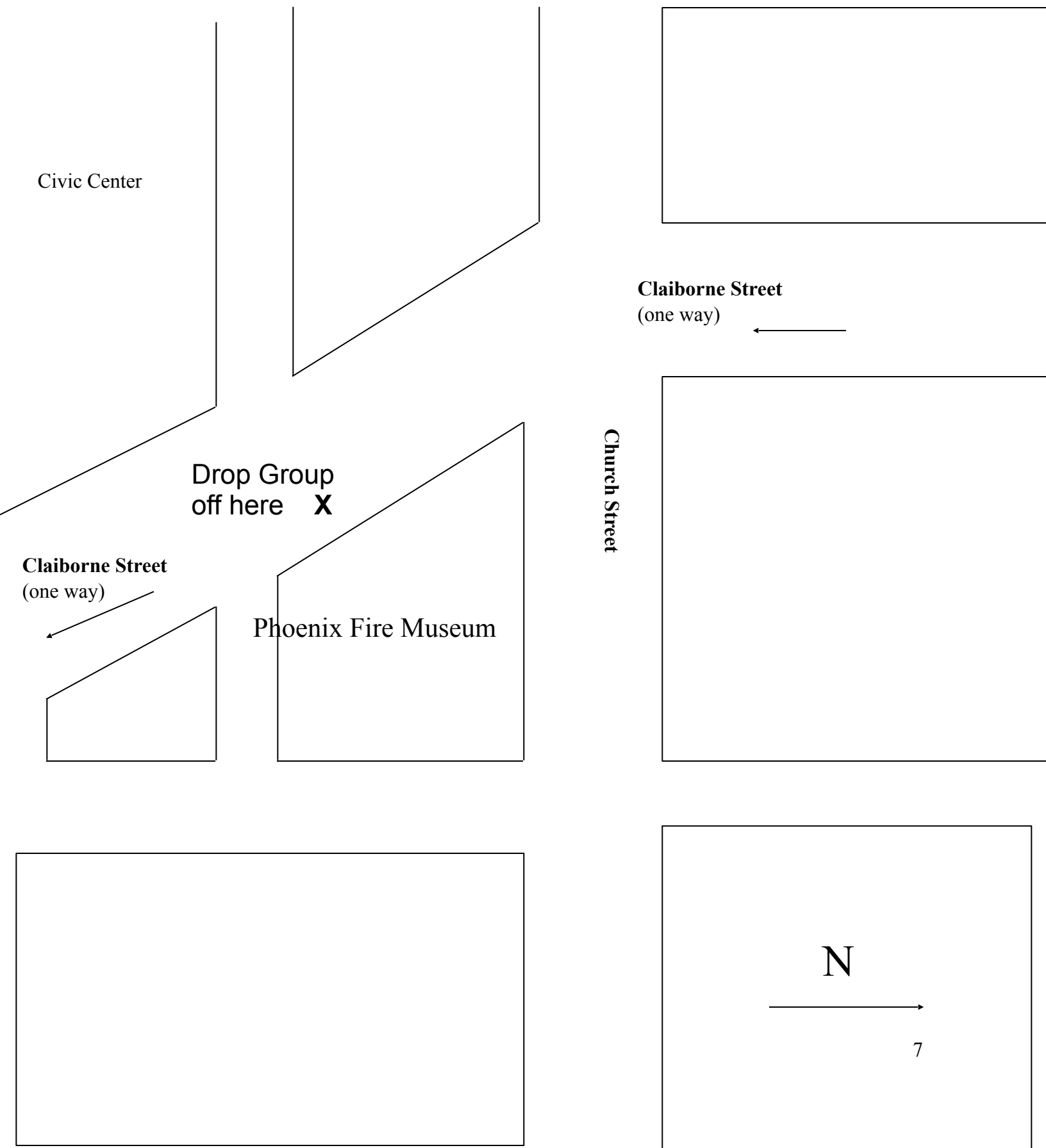
A-Access. Please watch students to make sure that they do not block access to exhibits, aisles, or entryways for other visitors.

B-Behavior. Monitor the behavior of the students at all times and, if necessary, take action to prevent or stop behavior problems.

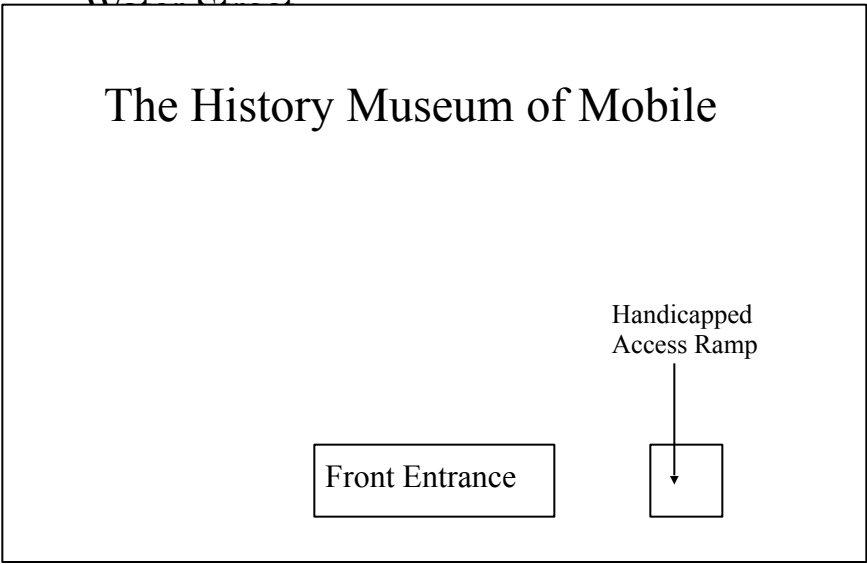
C-Corral. Keep students together. This benefits everyone, especially the teacher who will have to account for all the students when it is time to board the bus.

Map for Bus Drivers

Phoenix Fire Museum Drop Off and Pick up



Map for Bus Drivers
History Museum of Mobile and Fort Condé
Drop-off and Pick-up

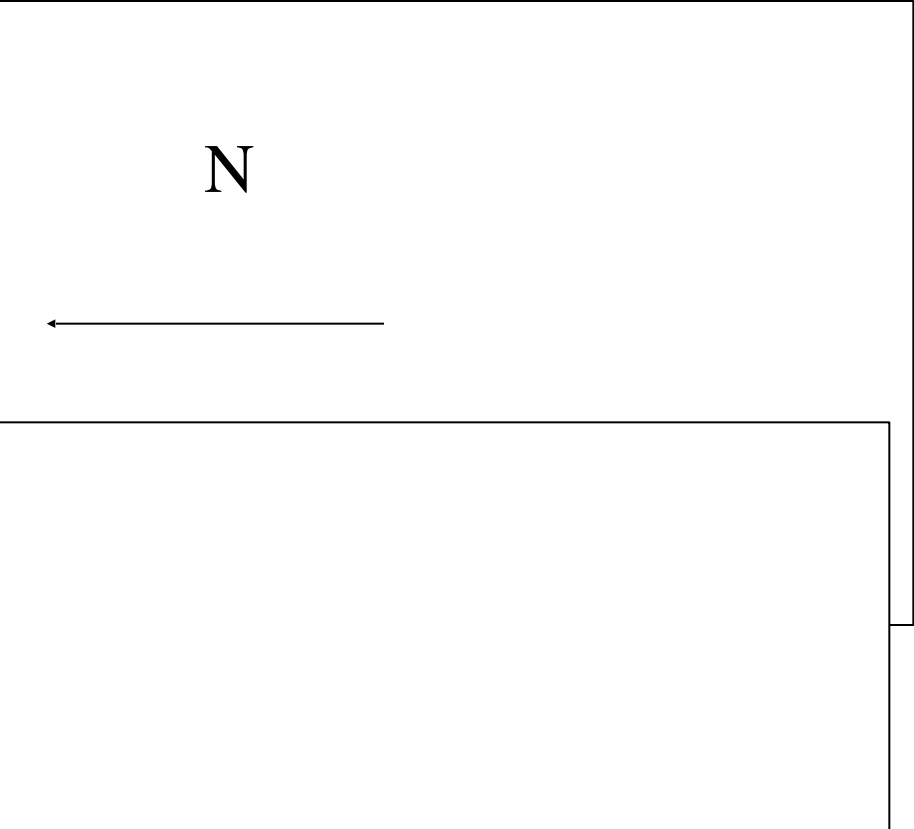


Royal Street

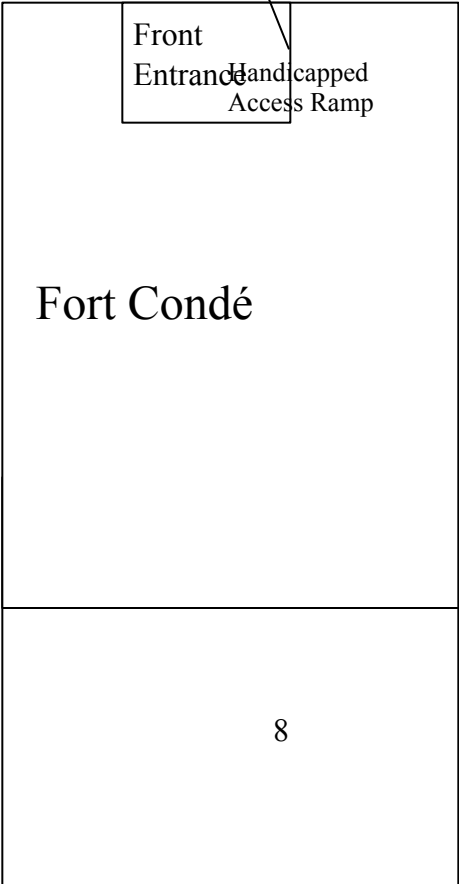
Church Street



Drop group off here X



Church Street



Pre-Visit Activities

The five lesson plans and supporting materials that follow are designed to prepare students for a visit to the History Museum of Mobile's permanent exhibit, ***Old Ways, New Days: The Story of Mobile***, and to support Alabama Course of Study Content Standards. Having students complete pre-visit activities before a visit to the museum will give students a base of knowledge that will help to enhance their museum experience.